

NU6

6" Round Downlight XICATO

XICATO



eldoLED
your product | our drive



DESCRIPTION

The NU6RD 6" recessed downlight by ALPHABET offers multiple cutting edge LED technologies, premium performance, thoughtful construction and pleasing aesthetics. Offered standard with premium dimming using EldoLED 1% flicker free drivers 120V-277V universal voltage. A minimalistic look is achieved with an ultrathin 1/16" trim that is only 5/16" wide. Color choices of both trim and bezel are offered for a customized look. Several beam angles and LiteOptics available, plus an optional high-efficiency BrightView diffused lens for smooth light distribution and obscured LED image.

HOUSING

Electrocoated 16-gauge cold-rolled steel provides enhanced structural reinforcement and rust prevention. Superior, UL-certified, injection-molded commercial-grade Lexan™ (PC) is used for the frame and regressed bezel trim. Lexan provides unmatched durability and impact resistance, and is tested for UV resistance and water exposure in outdoor applications. The thermally-advanced, anodized heat sink uses 6063 aluminum alloy. Wet location rated is offered standard. A 90-minute constant-power IOTA emergency battery backup is available.

MOUNTING

An advanced mounting system allows for quick and secure installation with LED and driver serviceability from below the ceiling. The LED assembly uses die-cast aluminum mounting clamp grips (MCG) that swing out to tighten onto variable ceiling thicknesses. Integrated rubber feet on each MCG provide a non-slip vibration-resistant installation. The hidden MCG system is accessible from below ceiling by removing the snap-in lens/bezel assembly with either the included suction cup or a screwdriver blade. Integrated bar hangers feature integral toothed nails, T-bar mounting slots with locking holes, tabs for joist positioning. Retrofit mounting option allows for installation from below ceiling by use of compact driver box. No risk damaging LED or bezel assembly during installation, these are installed during last steps. Fixture and driver are easily removed for servicing after install without damaging drywall.

MOUNTING DIMENSIONS	CEILING THICKNESS	CEILING CUTOUT
Trim	1/8" to 2"	6-3/8" diameter

New Construction Bar Hangers (included)	Mounting Length: 14-3/4" to 26"
Extension Kit p/n: K20266 (ordered separately, 1 per fixture)	Extends a pair of Bar Hangers Total Mounting Length: 29" to 48"

LISTINGS

- ETLus Listed to UL1598, cETL Listed to CSA C22.2 #250.0
- IP65 with lens - Suitable for wet locations with lens - Suitable for damp locations without lens
- Non-conductive, Lexan dead-front construction
- Made in the USA - meets the requirements of the Buy American provision within the ARRA

RATINGS / CERTIFICATIONS	NC	RET	IC	ICAT	CP
Type non-IC	✓	✓			
Type IC			✓	✓	✓
Chicago Plenum (CCEA)					✓
Suitable for air handling plenums	✓	✓	✓	✓	✓
Reduced airflow (with lens) ASTM E283	✓	✓	✓	✓	✓

LED INFO

- SDCM = 1X2 MacAdam Ellipse, Duv +/- 0.001, Lumen Maintenance: L₉₀ > 55,000 hrs

PROJECT INFORMATION			
JOB NAME		TYPE	
ORDERING CODE			

XICATO XTM MODULE - ORDERING CODE



LM-79

SERIES	NU6	
TYPE	RD	round downlight
LED	XTM19	XICATO XTM 19mm
DELIVERED LUMENS	07LM	550 lm
	10LM	770 lm
	13LM	1025 lm
	20LM	1620 lm
	30LM	2560 lm
	40LM	3410 lm
	50LM	4595 lm
CCT	27K	2700K
	30K	3000K
	35K	3500K
	40K	4000K
CRI	83	83 CRI
	98 ¹	98 CRI
REFLECTOR & LM MULTIPLIER	HE40	40° high efficiency diffused lens (0.97)
	HE60	60° high efficiency diffused lens (0.97)
	HE80	80° high efficiency diffused lens (0.90)
	S20	20° specular with clear lens (1.00)
	S35	35° specular with clear lens (0.99)
	S55	55° specular with clear lens (0.98)
	D35	35° diffused with clear lens (0.93)
	D50	50° diffused with clear lens (0.89)
	D65	65° diffused with clear lens (0.88)
	WH80	80° brilliant white with clear lens (0.94)
		10° narrow beam angle, see page 2 for details.
NO LENS OPTION	NL ⁴	no lens
ACCESSORIES	HCL ¹¹	honeycomb louver
VOLTAGE	120	120V
	UNV	120V-277V
DIMMING	DIM10 ⁵	eldoLED flicker free 0-10V dimming to 1%
	DIM10Z ⁵	eldoLED flicker free 0-10V dimming to 0%
	DALI ⁵	eldoLED flicker free DALI dimming to 1%
	DALIZ ⁵	eldoLED flicker free DALI dimming to 0%
	DMXZ	DMX dim to zero
	LTE ⁶	Lutron Hi-lume 2-Wire (Triac) dimming to 1%
	LUT ⁶	Lutron Hi-lume Ecosystem dimming to 1%, Soft-on & Fade-to-Black
	LUTP ⁹	Lutron Hi-lume Premier Ecosystem dimming to 0.1%, Soft-on & Fade-to-Black
	ELV ⁷	leading & trailing edge dimming (Triac/ELV)
MOUNTING OPTIONS	NC	new construction with ceiling fitting plate
	IC ²	insulation contact housing
	ICAT ²	insulation contact/airtight housing
	CP ²	chicago plenum housing
	RET	retrofit, no ceiling fitting plate
TRIM COLOR	BK	black
	WH	white
	MC	matte chrome
	BZ	bronze
	WT	wheat
BEZEL COLOR	BK	black
	WH	white
	MC	matte chrome
	BZ	bronze
	WT	wheat
ELECTRICAL OPTIONS	EM7 ⁵	emergency battery backup, 90 minutes at 7W to LED
	EM12 ^{1,6}	emergency battery backup, 90 minutes at 12W to LED

ORDERING CODE

Follow the steps to specify your fixture, example:

NU6 - RD - XTM19 - 13LM - 35K - 98 - D50 - 120 - DIM10 - NC - WH - WH - EM7

XTM19 (LED)	POWER	
	W (83 CRI)	W (98 CRI)
DELIVERED LM		
550	8	11
770	11	15
1025	15	21
1620	28	29
2560	35	42
3410	49	N/A
4595	55	N/A

Power Factor ≥ 0.9

NOTES

- 98CRI not available for 40LM or 50LM.
- IC/ICAT/CP not available for 40LM or 50LM.
- EM12 not available for 83CRI in 07LM, 10LM or 13LM.
- No lens option available for S20, S35, S55, D35, D50, D65, or WH80 and is damp location rated.
- Driver uses logarithmic dimming curve as standard. For linear dimming curve add "LIN" after dimming code, i.e. DIM10LIN.
- For integrated test switch add "ITS" after emergency backup code, i.e. EM12ITS. Test switch is mounted in the bezel of the fixture.
- Triac/ELV dimming available for 83/98CRI in 10LM, 13LM, 20LM, & 83CRI only in 30LM. Dimmable to < 1% in 10LM, 13LM. Dimmable to < 1% in 20LM, 30LM.
- LTE/LUT not available in 40LM or 50LM.
- LUTP not available in 20LM, 30LM, 40LM, or 50LM.
- 347V not available in 40LM and 50LM. DIM10 offered in 347V using a dedicated 347V Osram 0-10V 1% Driver except for 30LM 98CRI. For 30LM 98CRI and all other dimming options 347V is offered using a miniature Step-Down Transformer integrated with the Electrical Box. Triac and ELV dimming are not available.

PROJECT INFORMATION			
JOB NAME		TYPE	
ORDERING CODE			

10° NARROW BEAM - ORDERING CODE

SERIES	NU6	
TYPE	RD	round downlight
LED	XTM09	Xicato XTM 9mm
DELIVERED LUMENS	07LM	625 lm
	10LM	865 lm
	13LM	1160 lm
	20LM	1690 lm
CCT	27K	2700K
	30K	3000K
	35K	3500K
	40K	4000K
CRI	83	83 CRI
	98 ¹	98 CRI
REFLECTOR	S10	10° specular with clear lens
NO LENS OPTION	NL	no lens
ACCESSORIES	HCL ⁷	honeycomb louver
VOLTAGE	120	120V
	UNV	120V-277V
DIMMING	DIM10 ⁴	eldoLED flicker free 0-10V dimming to 1%
	DIM10Z ⁴	eldoLED flicker free 0-10V dimming to 0%
	DALI ⁴	eldoLED flicker free DALI dimming to 1%
	DALIZ ⁴	eldoLED flicker free DALI dimming to 0%
	DMXZ	flicker free DMX dimming to 0%
	LTE	Lutron Hi-lume 2-Wire (Triac) dimming to 1%
	LUT	Lutron Hi-lume EcoSystem dimming to 1%, Soft-on & Fade-to-Black
	LUTP ⁶	Lutron Hi-lume Premier EcoSystem dimming to 0.1%, Soft-on & Fade-to-Black
MOUNTING OPTIONS	ELV ⁵	leading & trailing edge dimming (Triac/ELV)
	NC	new construction with ceiling fitting plate
	IC ²	insulation contact housing
	ICAT ²	insulation contact/airtight housing
	CP ²	chicago plenum housing
TRIM COLOR	RET	retrofit, no ceiling fitting plate
	BK	black
	WH	white
	MC	matte chrome
	BZ	bronze
BEZEL COLOR	WT	wheat
	BK	black
	WH	white
	MC	matte chrome
	BZ	bronze
ELECTRICAL OPTIONS	WT	wheat
	EM7	emergency battery backup, 90 minutes at 7 watts to LED
ELECTRICAL OPTIONS	EM12 ³	emergency battery backup, 90 minutes at 12 watts to LED

ORDERING CODE

Follow the steps to specify your fixture, example:

NU6 - RD - XTM09 - 20LM - 30K - 83 -S10 - 120 - DALIZ - NC - WH - WH - EM7

XTM09 (LED)	POWER	
DELIVERED LM	W (83 CRI)	W (98 CRI)
625	11	15
865	15	20
1160	21	32
1690	37	N/A

Power Factor ≥ 0.9

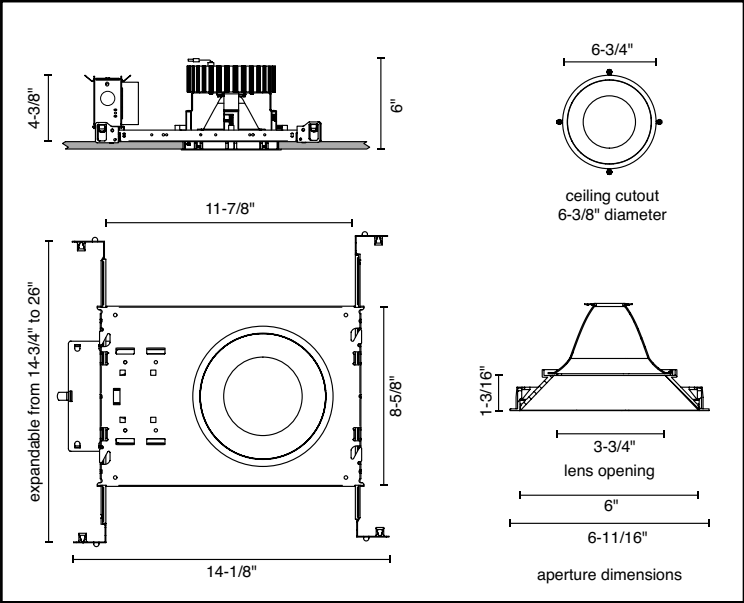
NOTES

- 1. 98CRI not available for 20LM.
- 2. IC/ICAT/CP not available for 98CRI in 20LM.
- 3. EM12 not available for 83CRI in 07LM or 10LM.
- 4. Driver uses logarithmic dimming curve as standard. For linear dimming curve add "LIN" after dimming code, i.e. DIM10LIN.
- 5. Triac/ELV dimming to <1% in 120V only.
- 6. LUTP not available in 13LM or 20LM.
- 7. HCL not available with lens. Multiply delivered lumens by (0.78) and beam spread by (0.80) when honeycomb louver is chosen.

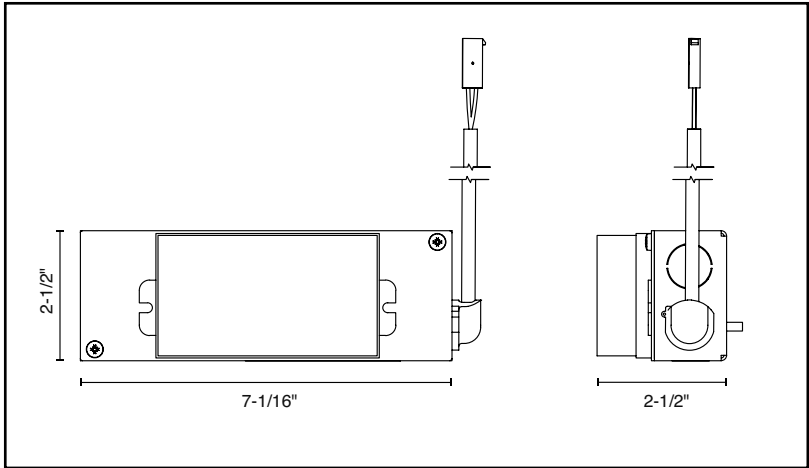
PROJECT INFORMATION		
JOB NAME	TYPE	
ORDERING CODE		

MOUNTING OPTIONS

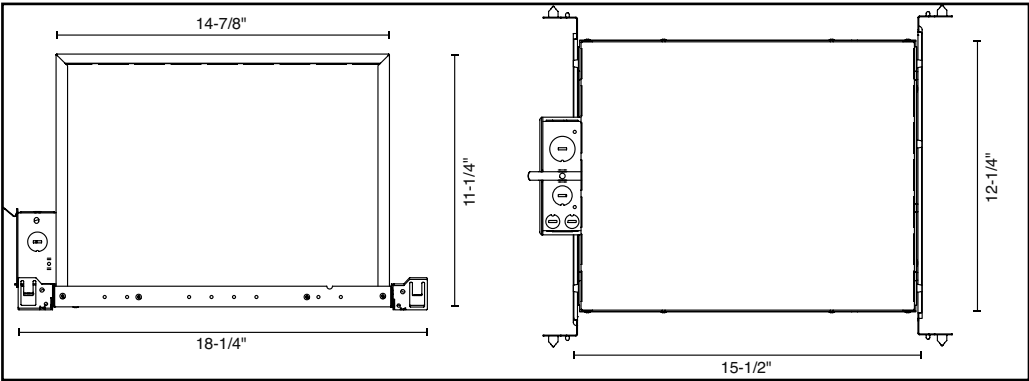
NC - NEW CONSTRUCTION



RET - RETROFIT



IC - INSULATION CONTACT HOUSING



CP - CHICAGO PLENUM
ICAT - INSULATION CONTACT / AIR TIGHT

