

lamp ar**ARCH**

LEMX

Product Data Sheet



COMMERCIAL-GRADE Emergency Exit Light

Green | Red

Product Overview

The LEMX emergency exit luminaires feature a variety of functions from emergency signage to combo exit illumination with LED heads, or the multi-functional fully adjustable emergency light.

Featuring easy to install, snap together design with flame-retardant and high impact thermoplastic housing, the LEMX-series is built for maintenance-free operation for egress for a minimum of 90 minutes after a power loss in compliance to Life Safety Code NFPA 101.

Product Warranty*



5-Year Warranty



50,000 Hrs

*Standard Warranty | Extended Warranty Available

Applications



Hallway



Residential



Retail




Entryway



Commercial

Product Main Features

- Meets or Exceeds UL924, Emergency Lighting and Power Equipment CSA C.22.2
- Injection-Molded, Flame-Retardant and High-Impact Thermoplastic ABS Housing
- End Mount, Hang Mount and Ceiling Mount (Canopy Included)
- Built-In Maintenance Free Ni-Cad AA Battery
- Fully Rotatable Heads (Where Applicable)



Project Details

Project:

Fixture Schedule:

Product Number:

Notes:

Key Specifications

- **Housing:** ABS Thermoplastic
 - **Emergency Operations:** Min. 90min in Power Outages
 - **Battery Charge Time:** 24hr Recharge Time
- **Input Voltage:** 120-277Vac
 - **IP:** ETL Damp Location Listed
 - **Battery:** Ni-Cad
- **Lettering:** Red or Green
 - **Standard:** UL924
 - **Battery Warranty:** 1yr

Model Specifications

Model	Primary Functionality	Lamp Heads	Face Type	Letter Color	Letter Size	Wattage	Lamp Head Lumen	EM Battery	EM Operation	Recharge Time	Testing
120/277Vac											
LEM-X-F/L2	Emergency Egress Light	(2) Fully Adjustable LED	—	—	—	2 x 1.0W	200LM	3.6V 600mAh Ni-Cad	90 Minutes	24 Hours	Manual
LEM-X-SG	Emergency Egress Sign	—	Double	Green	6 in.	—	—	Ni-Cad			
LEM-X-SG/L2	Emergency Egress Lights + Sign Combo	(2) Fully Adjustable LED	Double	Green	6 in.	2 x 1.0W	150LM	3.6V 1000mAh Ni-Cad			
LEM-X-SR	Emergency Egress Sign	—	Double	Red	6 in.	—	—	—			
LEM-X-SR/L2	Emergency Egress Lights + Sign Combo	(2) Fully Adjustable LED	Double	Red	6 in.	2 x 1.0W	150LM	3.6V 1000mAh Ni-Cad			

Ordering Guide

Model Series	Primary Function	Color	Backplate
LEM-X LED Emergency Exit	-L2 2W LED Light	—	/BPG BP/G /BPR BP/R
	-L2 2W LED Light S Sign	G Green R Red	
	-S Sign		

Ordering number example:

LEM-X-L2SR/BPR

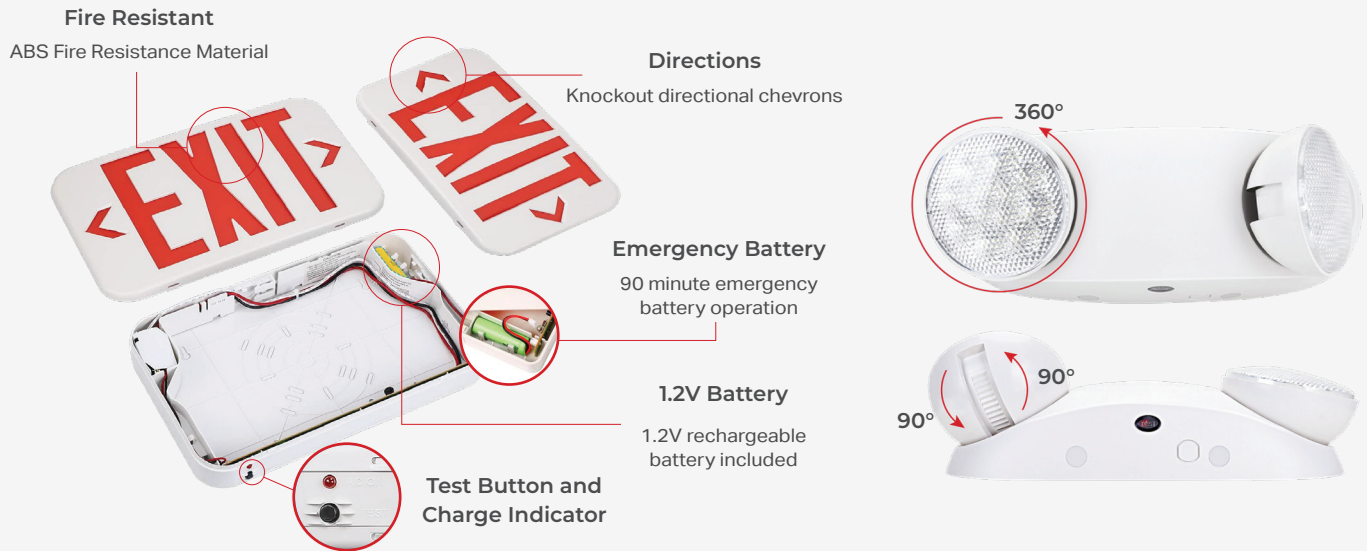
Please place the dashes (-) in the correct order.

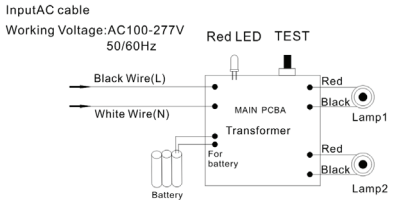
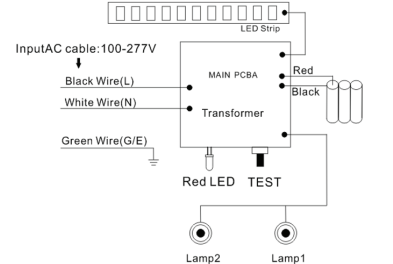
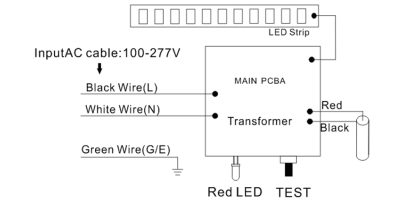
Choose your model specifications:

Model SeriesPrimary FunctionLetter ColorBackplate



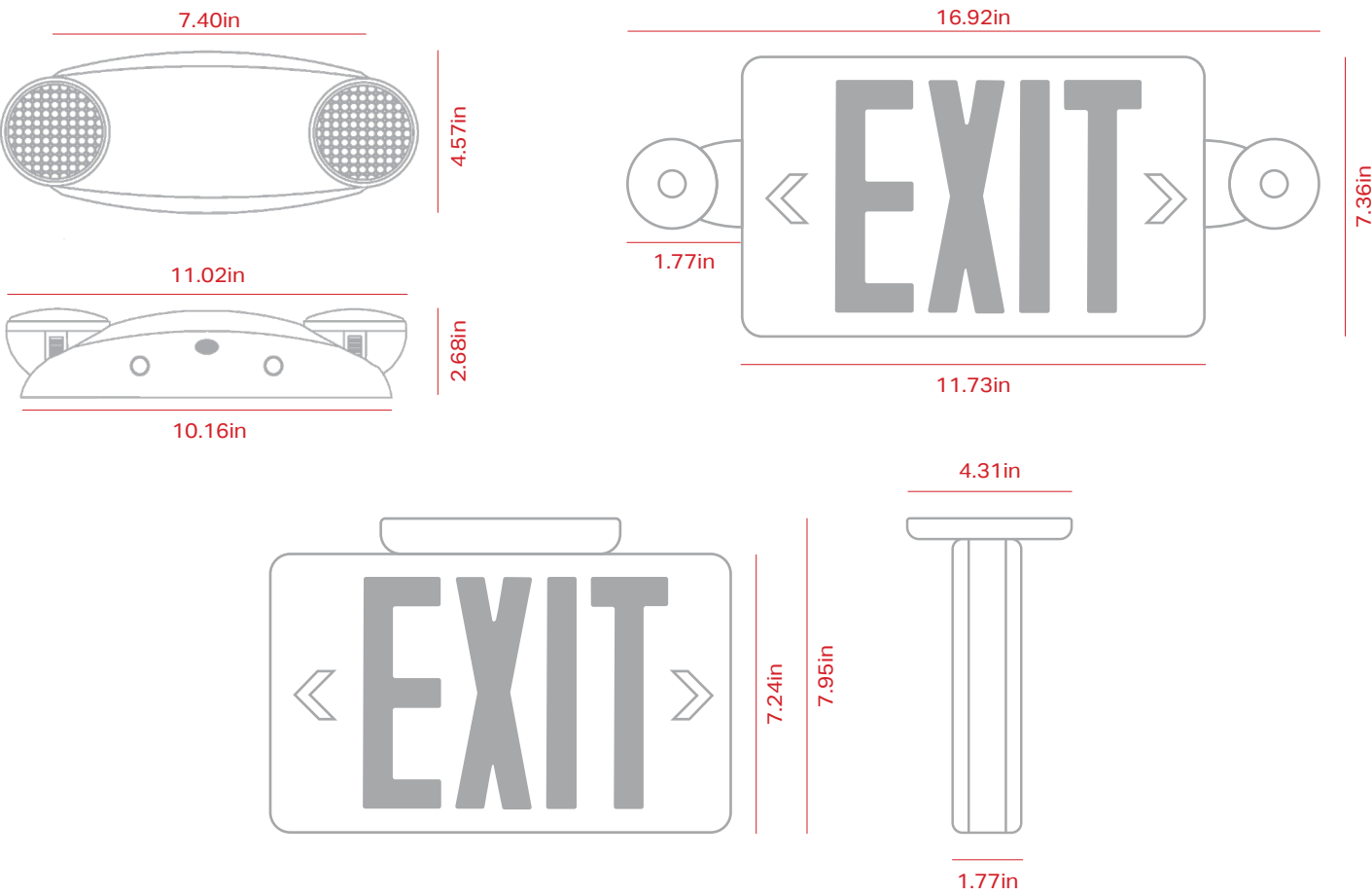
Physical Features



Functional Features	<p>Ultra bright LED head. High performance chrome-plated metallized reflector and plastic lens for optimal light distribution. 2W LED lamp Heads equipped with 6000K white LEDs each.</p>	<p>Battery quick connector comes pre-disconnected.</p> <p>Internal solid-state transfer switch automatically connects the internal battery to LED lamp heads for minimum 90-minute emergency illumination.</p>	<p>Featuring easy to install, snap together design with 5VA flame-retardant and high impact thermoplastic housing, the LEMX-series is built for maintenance-free operation.</p>
Wiring Diagram	 <p>Input AC cable: 100-277V 50/60Hz</p> <p>Working Voltage: AC100-277V 50/60Hz</p> <p>Black Wire (L)</p> <p>White Wire (N)</p> <p>Red LED TEST</p> <p>MAIN PCBA</p> <p>Transformer</p> <p>For battery</p> <p>Battery</p> <p>Lamp1</p> <p>Lamp2</p>	 <p>Input AC cable: 100-277V</p> <p>LED Strip</p> <p>Black Wire (L)</p> <p>White Wire (N)</p> <p>Green Wire (G/E)</p> <p>MAIN PCBA</p> <p>Transformer</p> <p>Red LED TEST</p> <p>Lamp2</p> <p>Lamp1</p>	 <p>Input AC cable: 100-277V</p> <p>LED Strip</p> <p>Black Wire (L)</p> <p>White Wire (N)</p> <p>Green Wire (G/E)</p> <p>MAIN PCBA</p> <p>Transformer</p> <p>Red LED TEST</p>



Sizing & Measurements



Model Series	Length (L)	Height (H)	Depth (D)
LEMX-F/L2	11.02 in.	11.73 in.	11.73 in.
LEMX-SG	2.68 in.	2.38 in.	1.77 in.
LEMX-SG/L2	4.33 in.	7.36 in.	7.36 in.
LEMX-SR	2.68 in.	2.38 in.	1.77 in.
LEMX-SR-/L2	4.33 in.	7.36 in.	7.36 in.