

SMOKE ALARM

CAT. **9120LBL**



10YR BATTERY BACK-UP WITH LOCKED BATTERY DRAWER

9V lithium battery lasts 10 years under normal conditions. Battery drawer is shipped pre-locked so battery will not be discarded prematurely.

DUAL IONIZATION

Dual Ionization sensing chamber. Generally more effective at detecting small particles produced by flaming fires. Sources may include paper or kitchen grease.

LATCHING ALARM INDICATOR

Remembers which unit initiated an alarm.

SILENCE FEATURE

Silences nuisance alarms.

TAMPER RESISTANT LOCKING PIN

Locks alarm to mounting bracket to prevent removal of battery. Perfect for apartment, dormitory or hotel applications.



BRK[®]

THE PROFESSIONAL STANDARD

120V AC, 60Hz Wire-in with 9V Lithium Battery Backup-Locked Battery Drawer

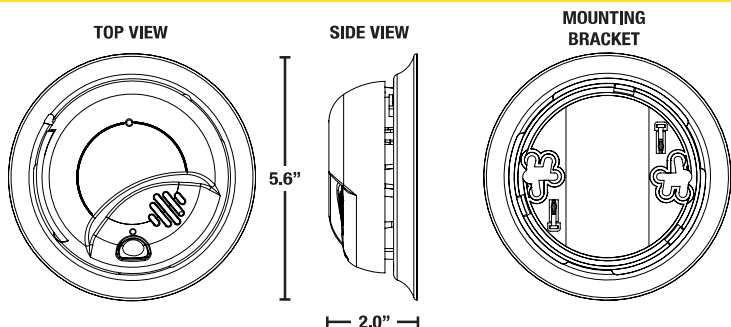
Description:

The BRK Brands, Inc. catalog no. 9120LBL (model 9120B) is a wire-in, 120V AC 60Hz single and/or multiple station smoke alarms specifically designed for residential and institutional applications including sleeping rooms of hospitals, hotels, motels, dormitories and other multi-family dwellings as defined in standard NFPA 101. The 9120LBL complies with UL217, CSFM, NFPA 72, HUD, FHA and other agencies that model their codes after the above agencies. They meet building codes where AC/DC with Silence smoke alarms are required. The alarms are interconnectable with up to 18 devices, of which 12 can be smoke alarms.

The BRK® 9120LBL alarm features a dual ionization smoke sensing chamber, an 85dB horn and a "silence" feature. This alarm features a 10 year battery backup. The battery drawer is shipped pre-locked so battery will not be discarded prematurely. Under normal conditions you should not have to replace the battery for the life of the alarm. The "Smart Technology" system is designed to reduce nuisance alarms. "Latching Alarm Indication" remembers which unit initiated an alarm. When interconnected in a series, the unit that triggered the alarm rapidly flashes its red LED indicator. After the alarm condition subsides, the initiating unit will store in memory or "latch" the information and begin to flash the LED indicator 2 seconds on, 2 seconds off. The "Perfect Mount" system features a gasketless base and a mounting bracket that keeps the alarm secure over a wide rotation range to allow for true alignment. Other Contractor Preferred features include a dust cover to keep alarm clean during construction, keyhole slots in the mounting bracket eliminate the need to remove the electrical box screws for installation. Two locking features are provided to prevent battery theft and/or theft of the unit. Connection to AC power is made with a "Quick-Connect" wiring harness. Installation is quick, easy and cost effective.



CAT. 9120LBL



ARCHITECTURAL AND ENGINEERING SPEC

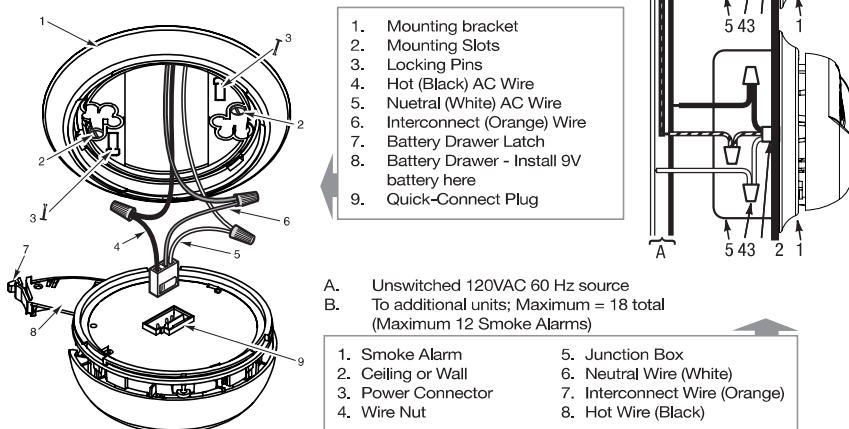
The smoke alarm shall be a BRK Model 9120B and shall provide at a minimum the following features and functions:

1. A dual ionization sensing chamber.
2. The unit shall be capable of self restoring.
3. Powered by 120V AC, 60Hz and have a monitored 9V 10YR battery backup and a solid state piezo horn rated at 85dB at 10 ft.
4. A visual LED power-on indicator to confirm unit is receiving power or is in alarm.
5. A full function test button. The test button should check all alarm functions by stimulating the chamber to simulate a smoke condition, causing the unit to alarm.
6. Silence feature - Temporarily silence unwanted nuisance alarms.
7. Two Locking features - tamper resistant locking pins that lock battery drawer and/or alarm to mounting bracket. Battery drawer is shipped pre-locked so battery will not be discarded prematurely.
8. The unit shall be capable of operating between 40°F (4°C) and 100°F (38°C) and relative humidity between 10% and 95%.
9. The unit shall have a gasketless base for easy installation and be capable of keeping alarm secure over a wide rotation range to allow for true alarm alignment.
10. The unit shall have a plug in connector and be capable of interconnection of up to 18 alarms, 12 of which can be smoke alarms.
11. The unit shall at a minimum meet the requirements of UL217, CSFM, NFPA 72, NFPA 101, ICC.

INSTALLATION OF ALARM

Installation of this smoke alarm must conform to all local electrical codes and Article 760 of the National Electrical Code (NFPA 70) and NFPA 72. Interconnected units must meet the following requirements: Total length of wire interconnecting units should be less than 1000 feet, be #18 gauge or larger and be rated at least 300V. It is recommended that all units be on the same fuse or circuit breaker. If local codes do not permit, be sure the neutral wire is common to both phases.

THE PARTS OF THIS SMOKE ALARM



TECHNICAL SPECS

Alarm Dimensions:	5.6" dia. x 2.0"H
Weight:	7.8 oz
Operating Voltage:	120V AC 60Hz w/ 9V lithium battery backup
Operating Current:	0.04 amps (standby/alarm)
Temperature Range:	40°F (4°C) to 100°F (38°C)
Humidity Range:	10% to 95% relative humidity (RH)
Audio Alarm:	85dB at 10 feet
Test/Silence:	Electronically simulates smoke condition, causing the unit to alarm. Press and hold test/silence button.
Alarm Reset:	Automatic when smoke clears
Interconnections:	Up to 18 units of First Alert or BRK Smoke, CO and Heat Alarms. Maximum of 12 smoke alarms. See user's manual for details.
Smoke Sensor:	Dual Ionization
Indicator Lights/Sounds:	
AC Power:	Constant Green LED
DC Power:	Intermittent Red LED
Local Alarm:	Red LED flashes rapidly
Remote Alarm:	Red LED out.
Latching Alarm:	Green LED flashes 2 sec. on/2 sec. off after local alarm
Listing:	Listed to UL217 Standard

SHIPPING SPECS

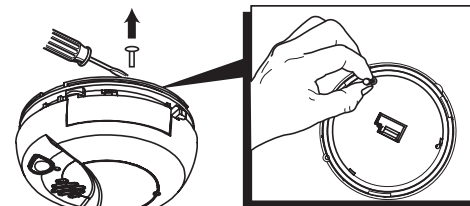
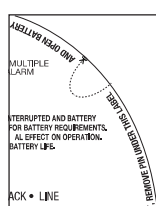
Individual Carton Dimensions	5.69"L x 2.25"W x 5.59"H
Weight	0.61 lbs.
Cube	0.04 ft3
UPC	0 29054 01536 5
Master Carton Dimensions	14.43"L x 6.19"W x 12.63"H
Master Pack	12
Weight	7.9 lbs.
Cube:	0.65 ft3
I2of5:	200 29054 01536 9

Pallet Information

Cases per Layer	19
Number of Layers:	3
Cases per Pallet:	57
Units per Pallet:	684
Cube:	42.2 ft3
Weight:	439 lbs.

TO UNLOCK THE BATTERY DRAWER

Score the area around the locking pin to break the seal. Insert a flathead screwdriver under the head of the locking pin or use a needle nose pliers to gently pry it out of the battery compartment lock. Discard battery.



BRK
THE PROFESSIONAL STANDARD
brkelectronics.com

©2014 BRK Brands, Inc. a Jarden Corporation
Company (NYSE: JAH)
3901 Liberty Street Road
Aurora, IL 60504-8122
All rights reserved

First Alert is a registered trademark of the First Alert Trust
BRK is a registered trademark of BRK Brands, Inc.
CM3221